

## Girls' Football Team Central Warwickshire Winners!




Congratulations to our girls' football team who won the Central Warwickshire finals on Monday, beating Newburgh Primary School 2:0 at home. The girls are now through to the county finals!

Both Mr Lee and our visitors from Newburgh praised the team's behaviour both on and off the pitch. All the adults were impressed by the respectful attitude displayed by the girls and their absolute focus on following the rules of the game.

Well done girls! We are very proud of your hard work and team spirit. Good luck for the county finals.



**UN Convention on the Rights of the Child**  
**Article 31: Leisure Play and Culture**







# Arts' Ambassadors



On Tuesday, our Arts' Ambassadors visited Warwick Arts' Centre. Their task was to begin planning the SPLAT! Arts' festival due to be held in Jephson Gardens in July 2019. Pupils were treated to a tour of the venue and met key members of staff from the marketing, finance, programming and front of house departments. They explained the skills our Ambassadors will need to organise the festival and helped pupils decide which



£ 120	£ 20
£ 950	£ 20
£ 200	£ 80
£ 80	£ 20
£ 20	
£ 300	
£ 250	
£ 600	
£ 750	
£ 900	
£ 2500	
£ 100	
£ 3050	

role they would like to take on in the planning process. Our Ambassadors were then challenged to make draft plans for the festival, working to a specific budget. The children really enjoyed working with pupils from other schools and were an absolute credit to Sydenham. Well done everyone!




UN Convention on the Rights of the Child

Article 31: Leisure Play and Culture



# Science Challenge Day



On Wednesday, we hosted a fantastic Science Challenge Day. This was led by Science advisor Linda Atherton and was attended by pupils from Sydenham, St Margaret's Junior School and Shrubland Street Primary School. The theme of the event was "Evolution" and pupils were challenged to work as palaeontologists discovering a new species of dinosaur!

The children participated in a dig to discover dinosaur bones which they carefully pieced together. They also studied fossils, teeth, dinosaur books and dinosaur models to help them visualise what this dinosaur would have looked like in real life.

Pupils needed to use a range of science investigation skills in order to be successful and had to present their findings to others at the end of the day. What brilliant learning!



**UN Convention on the Rights of the Child**

**Article 29: Goals of Education**



# Reading along the reading river!

[Redacted text]

[Redacted text]

[Redacted text]

[Redacted text]

[Redacted text]

[Redacted text]






[Redacted text]

[Redacted text]

[Redacted text]











# Enjoying a meal of words!









# What parents / carers thought...

It was nice to share reading in a fun way.

I loved seeing my son enjoying his reading. He was very excited to get to the next book.

I enjoyed seeing how the children enjoy the books away from their classroom activities.

It was nice to be involved in my son's learning.

It was a very good idea. She was interested in the stories and got involved.

It's always a joy to read and spend time at school with our children.

My son wanted to stay longer and read more books.

Tips on ideal books to read at home would be useful.

More workshops like this would be great.

It was lovely to be able to join in and see my daughter interact with her friends.

I know that I could speak to my son's teacher if I needed more information about reading.

I think a lot of effort went into setting up the activities. It was a welcoming atmosphere.

My daughter enjoyed reading the books with her baby brother.

[REDACTED]



# Children's Centre Timetable

Warwick District Children & Family Centres Timetable Monday 29th October to Friday 2nd November					Warwickshire County Council
Monday	Tuesday	Wednesday	Thursday	Friday	
<p><b>Believe in children</b> <b>Barnardo's</b></p> <p><b>Sydni Centre</b> <b>Sydniwinks</b> Monday 29th - 9:30-11:00</p> <p><b>Lillington C&amp;FC</b> <b>Health Visiting Team Clinic &amp; Baby Time</b> Monday 29th - 10:00-12:00</p>	<p><b>Westgate C&amp;FC</b> <b>Baby Time &amp; Toddler Time &amp; Family Support Drop In</b> Tuesday 30th - 9:30-11:00</p> <p><b>St John's Children's Centre</b> <b>Toddler Time &amp; Family Support Drop in</b> Tuesday 30th - 10:00-11:15</p>	<p><b>Lillington C&amp;FC</b> <b>Toddler Time &amp; Family Support Drop In</b> Wednesday 31st - 9:30-11:00</p> <p><b>St John's Children's Centre</b> <b>Baby Time</b> Wednesday 31st - 10:00-11:30</p>	<p><b>Dale Street Methodist Church</b> <b>Health Visiting Team Clinic &amp; Baby Time</b> Thursday 1st - 9:30-11:30</p> <p><b>Kingsway C&amp;FC</b> <b>Toddler Time &amp; Family Support Drop In</b> Thursday 1st - 1:00-2:30</p> <p><b>Woodloes Community Centre</b> <b>Toddler Time &amp; Family Support Drop in</b> Thursday 1st - 9:00-11:00</p>	<p><b>Packmores Community Centre</b> <b>Family Support Drop in</b> Every Friday - 9:00-11:00</p> <p><b>St Pauls Church, Warwick</b> <b>Toddler Time</b> Every Friday - 9:30-11:00</p> <p><b>Sydni Centre</b> <b>Baby Time</b> Starting 2nd November - 10:00 - 11:00</p>	





# Foster Carer Recruitment



## **YOU & YOUR PARTNER, FOSTERING IN 6 MONTHS**

Find out how soon you could  
be caring for a sister and brother:  
text "CHILD" to 62266 today and  
we'll call you back within 24 hours.



# PTA Jumble Sale

The PTA are holding a jumble sale on Saturday 17th November from 10.00am—12.00pm. We will be collecting donations after half-term if you are having a clear out. We would welcome good quality clothing, bric-a-brac, toys, games and books. Thank you in anticipation of your support.





# Butterflies After School Club

Please remember to pick your child up on time from Butterflies as the club closes at 5.30pm. If you know you are running late, a phone call to the school office would be appreciated.

Please note that, if you have booked your child in for the first hour at Butterflies and are repeatedly late for collection, you will be charged the full amount for a second session.

Thank you for your cooperation.

## Thank You

A big thank you to our friends from the Leamington Gurdwara who have been kindly supplying Breakfast Club with free cereals, milk and bread for the past few terms. These donations have been very much appreciated. The Gurwara are no longer able to donate as their supplies are needed elsewhere but thank you very much to the Sikh community for their generosity.

## Children In Need

We will be fund raising for Children In Need after the half-term holiday. A letter will be sent out in the near future giving more information.

## Headlice

As you are aware, headlice are a problem in all primary schools. If you notice that your child has louse eggs (nits) or adult lice, please treat IMMEDIATELY to prevent other children from becoming infested.

Please note that you can effectively treat headlice with the "wet comb method" and do not need to buy expensive shampoos (see the NHS leaflet on the next two pages.) You cannot get rid of headlice with only one treatment and will need to repeatedly use the wet comb method for approximately two weeks to ensure your child is clear of eggs or lice.

The only way to completely eliminate headlice from school is for all parents/carers to take immediate action when they notice a problem so we encourage the whole of our school community to work together. Thank you.



## Facts

- ★ Head lice are small, six-legged wingless insects, pin-head size when they hatch, less than match-head size when fully grown and grey/brown in colour. They are difficult to detect in dry hair even when the head is closely inspected. They very often cause itching, but this is not always the case, particularly when recently arrived on the head.
- ★ Head lice cannot fly, jump or swim, but spread by clambering from head to head. Anyone with hair can catch them, but children who have head to head contact, either at school or during play, are most commonly affected.
- ★ Head lice feed by biting and sucking blood through the scalp of their host. The female louse lays eggs in sacs (nits) which are very small, dull in colour, and well camouflaged. These are securely glued to hairs where the warmth of the scalp will hatch them out in 7-10 days. Empty egg sacs are white and shiny and may be found further along the hair shaft as the hair grows out. Lice take 6-14 days to become fully grown, after which they are capable of reproduction.

- ★ Head lice are not fussy about hair length or condition. Clean hair is therefore no protection, although regular (eg weekly) hair washing and combing sessions offer a good opportunity to detect head lice, and arrange treatment if discovered.

## Head lice

Lice hang on tight to the hair, usually close to the scalp where there is warmth, food and shelter from detection. Full grown lice take the opportunity to move from head to head during close contact. Younger lice tend to remain for about 6 days on the head where they have hatched.

Head lice need to maintain contact with a host in order to survive. Those lice that leave the host voluntarily, or fall off, are likely to be damaged or approaching death (their life span is about 3 weeks) and so unable to start a new colony. There is no need to wash or fumigate clothing or bedding that comes into contact with head lice.



Micrograph showing the robust body of the female head louse and its eggs (nits).

If you are at all worried about head lice or feel you need more advice on how to cope, then you should consult your school nurse, health visitor, pharmacist or family doctor.

Further copies of this leaflet may be obtained from:  
Department of Health, PO Box 777, London SE1 6XH  
Fax: 01623 724 524 (Email: [dhc@prolog.uk.com](mailto:dhc@prolog.uk.com))

This document is also available in other languages on request.

Pictures reproduced courtesy of the Electron Microscopy and Histochemistry Service at the London School of Hygiene & Tropical Medicine.

© Crown Copyright  
Produced by Department of Health  
27/003 10/01A M007 (CCA)  
CHILDREN FREE PAPER

# Head Lice





## Detection

Head lice are well camouflaged and hide when disturbed by combing. They do not always cause itching, particularly when recently arrived on the head. They may also be few in number and a quick inspection is unlikely to detect them. The following method of detection is effective:

- ★ Wash the hair using ordinary shampoo, then use a wide toothed comb to straighten and untangle the hair. It is easier to do this with wet hair, and using hair conditioner.
- ★ Once the comb moves freely through the hair, without dragging, switch to a fine tooth comb. Make sure the teeth of the comb sit into the hair at the roots and draw down to the ends of the hair with every stroke. The comb must be fine enough to catch the lice – size indicated below – do not confuse lice or their eggs with clumps of dandruff or other debris.



*Actual size in stages of growth of the head louse*

- ★ Check the comb for lice after each stroke as you work through the hair section by section, so that the whole head of hair is combed through, then rinse out the conditioner and repeat the combing procedure in the wet hair.
- ★ This can be undertaken on a regular basis – eg at routine hair washing sessions – to detect the presence of lice before they can spread. Check all family members at the same time and arrange treatment when lice are found.

## Treatments

If you find lice, then there are two options. Whichever option you choose it is important to recognise that neither will protect against re-infection if head to head contact is made with someone with head lice at a later date. You may therefore wish to undertake occasional checks during hair washing sessions.

### Option 1: Lotions

- ★ Do not use lotions unless you find a living moving louse. Check all close family/friends by the 'wet combing' method, as described, and treat anyone who is found to have lice at the same time, to prevent re-infection.
- ★ Ensure you have enough lotion to treat all those affected and follow the instructions on the packet carefully, eg as to how long the treatment must remain on the hair to be effective, how often you may apply the product etc.

- ★ The product may be capable of killing eggs, as well as lice, but there is no certainty of this. Check for baby lice hatching out from eggs 3-5 days after you use it, and again at 10-12 days.

- ★ If the lice appear to be unaffected by the product (some lice may have developed resistance to a particular insecticide) or if the problem persists – then you should take advice from your local school nurse, health visitor, pharmacist or GP, who will be able to advise you on alternative treatments and explain how to use these to best effect. You should seek advice where whoever is being treated is either under 1 year of age, suffers from asthma or allergies, or is pregnant or breast-feeding.

### Option 2: The 'Bug Busting' treatment method

This aims at systematic removal of live lice by combing through the hair and physically removing any lice found. Success depends largely upon adopting a painstaking approach – as described in the 'Bug Buster' kit. The kit, which includes an illustrated guide and combs, is available from some pharmacies, and by mail order from:

Community Hygiene Concern  
Manor Gardens Centre, 6-9 Manor Gardens  
London N7 6LA

**Bug Buster:** Help Line: 020 7686 4321

Fax: 020 7686 4322

Internet: [www.chc.org/bugbusting](http://www.chc.org/bugbusting) Charity reg no: 801371

- ★ Only one kit is required for a family and it is reusable. Four sessions spaced over 2 weeks are required to clear the lice, as long as the person does not catch more lice, in which case half-weekly sessions must continue.



• **Interacts with a lot of things**

© 2004 Blackwell Publishing Ltd  
Journal of Clinical Pharmacy and Therapeutics, 29, 1-6

From: [chris@chrisbrown.com](mailto:chris@chrisbrown.com)  
To: "Robert White" <Robert@Chorus.co.uk>  
Subject: Fresh blood





**Well done to Y4 KJ and Y6 KC who had the highest attendance at school this week with a brilliant 99%**

Attendance for other classes this week was as follows:

**Please note that our school attendance target is 97%.**

Y3 JM	98%
YR AH	97%
YR RK	97%
Y2 AP	97%
Y2 KG	97%
Y4 CD	97%
Y6 JB	96%
Y1 JL	96%
Y3 AH	96%
Y5 CB	96%
Y5 JvS	94%
Y1 EL	92%

**The minimum acceptable attendance, as stipulated by Warwickshire Local Authority, is 95%.**

**Low attendance results in poorer educational progress and attainment.**



**UN Convention on the Rights of the Child:  
Article 3 (Best Interests of the Child.)**



# Autumn Term Diary Dates

*Please note that diary dates are correct at the time of publication but they are subject to change, sometimes at short notice, due to matters beyond our control.*

## **Half-term holiday from Monday 29th October—Friday 2nd November 2018**

Monday 5th November 2018	Children return to school.
Monday 5th November 2018	Y6 Warwick District Council visit.
Wednesday 7th November 2018	Y4 National Grid Science workshop.
Friday 9th November 2018	Y5 CB perform "The Armed Man" at Warwick Arts' Centre—more information soon.
Monday 12th November 2018	Y3 JM Reading Cafe at 2.45pm in the small hall –Y3 JM parents/carers are invited to attend.
Tuesday 13th November 2018	Y3 AH Reading Cafe at 2.45pm in the small hall –Y3 AH parents/carers are invited to attend.
Saturday 17th November 2018	PTA Jumble sale, 10.00am—12.00pm.
Week beginning Monday 19th November 2018	Language of the Week—Hungarian.
Tuesday 20th November 2018	Open morning for prospective Reception parents 2019/20
Friday 23rd November 2018	School closed for staff training (INSET) - Talk for Writing training, led by Pie Corbett.
Monday 26th November 2018	School closed for staff training (INSET) - Child Protection training, led by Adrian Over.
Wednesday 28th November 2018	Parent's Evening for Y1—6 from 3.30—7.00pm.
Thursday 29th November 2018	Parent's Evening for Y1—6 from 3.30—5.30pm.
Monday 3rd December 2018	Christmas Crafternoon for Reception families.
Wednesday 5th December 2018	Y2 Christmas show at 9.30am.



Wednesday 5th—Friday 7th December 2018	Y6 residential visit to Marle Hall, Wales.
Monday 10th—Wednesday 12th December 2018	PTA Present Wrap Room
Wednesday 12th December 2018	Y1 Christmas show at 9.30am.
Thursday 13th December 2018	Flu immunisation for pupils in YR—5.
Thursday 13th December 2018	Reception, Y1 and Y2 visit to Warwick Arts' Centre to see "Wilde Creatures" (1.30pm performance.)
Friday 14th December 2018	Y5 and Y6 visit to The Birmingham Repertory Theatre to see "The Wizard of Oz."
Monday 17th December 2018	Christmas lunch and Christmas jumper day.
Tuesday 18th December 2018	KS1 Christmas parties (PM.)
Wednesday 19th December 2018	KS2 Christmas parties (PM.)
Wednesday 19th December 2018	Reception Nativity at 9.30am.
Thursday 20th December 2018	Y3/4 carol concert at 2.15pm
Friday 21st December 2018	Y5/6 carol concert at 9.30am.
Friday 21st December 2018	Break up for the Christmas holiday.

**Christmas holiday from Monday 24th December 2018 to Friday 4th January 2019**  
**(Children return to school on Tuesday 8th January 2019.)**

**Please note that school is closed for staff training (INSET) on Monday 7th January 2019 - online training on health and safety, forced marriage and honour based violence, female genital mutilation and safeguarding.**



# Sydenham Super Stars!



# Sydenham Super Stars!



Have a fantastic half-term!

Best wishes from Miss Glenny and Miss Challand