



# Y2 Celebration Diwali



**Happy Diwali Everyone!**

This week we have been learning about the Hindu celebration of Diwali, otherwise known as The Festival of Light. This morning, Year Two celebrated in style by performing a wonderful Diwali show for their parents and carers. The children acted out the story of Rama and Sita, performed two Indian dances and sang some Diwali songs. Well done, children—we are really proud of you.



UN Convention on the Rights of the Child

Article 14: Freedom of Thought, Belief and Religion



GOLD AWARD



# YR Diwali Party





# Sikh Festival of Bandi Shorr



Many of our Sikh families will be celebrating the festival of Bandi Shorr. Bandi Shorr means Day of Liberation and falls on the same day as the Hindu festival of Diwali.

Hundreds of years ago in northern India, the 6<sup>th</sup> Guru of the Sikhs, Guru Hargobind Sahib Jee, was put into prison by the Emperor. The Guru was very wise and saintly and the Indian people protested that he should be freed otherwise he would get ill.

The Emperor agreed to release the Guru, however, he refused to leave unless all the other innocent prisoners were also set free. The Emperor told the Guru that he could be released with 'anyone who is holding on to you when you leave'.

The Guru had a long cloak made with 52 tassels on it. The innocent prisoners each took hold of a tassel as the Guru left prison—they were free!

As the Guru headed home to Amritsar, Sikhs waited for his arrival by lighting candles in celebration.

At Bandi Shorr, Sikhs visit the Gurdwara to pray for all innocent people who are imprisoned or burdened by pain and suffering. Sikhs also carry out "seva" or selfless service, serving free vegetarian food. At home, candles are lit, gifts and cards are exchanged and fireworks are set off.



**UN Convention on the Rights of the Child**

**Article 14: Freedom of Thought, Belief and Religion**



# Y4 RSC Workshops



On Wednesday, Year Four were visited by a practitioner from The Royal Shakespeare Company who delivered workshop sessions based on “The Taming of The Shrew” - our Shakespeare text for this academic year.

Pupils explored different roles within the family which is a theme of the play. The photographs show the children depicting relationships between brothers and sisters!

The children also worked with excerpts from the text and used drama techniques to understand plot and characterisation.

Well done to all our mini thespians!



UN Convention on the Rights of the Child

Article 31: Leisure, Play and Culture

# Curriculum

At Sydenham, we believe that all children deserve an education rich in wonder and memorable experience. One that allows children's natural creativity and curiosity to flourish, alongside the purposeful acquisition of skills and knowledge. We believe that an education that does all of this gives children the best chance to become well-rounded, happy individuals, ready to succeed in an ever-changing world.

With this in mind, we have reviewed our curriculum and will be delivering new, cross-curricular topics, beginning after half-term. The topics are coherently sequenced and cover all the skills, knowledge and concepts outlined in The National Curriculum with clear progression year on year. The topics create a broad and balanced curriculum constructed using "Curriculum Maestro" - an online tool for designing, delivering and managing the primary school curriculum .

## **Each topic has four stages:**

### Engage

- Hook learners in with a memorable experience.
- Set the scene and provide the context for learning.
- Ask questions to find out children's interests.
- Spark children's curiosity using interesting starting points.

### Develop

- Teach facts and information for deeper understanding and knowledge.
- Demonstrate new skills and allow time for consolidation.
- Provide creative opportunities for making and doing.
- Deliver reading, writing and talking across the curriculum.

### Innovate

- Provide imaginative scenarios that encourage creative thinking.
- Enable children to apply previously learned skills.
- Encourage enterprise and independent thinking.
- Provide opportunities for collaborative working and problem solving.

### Express


- Provide environments for reflective talk.
- Create opportunities for shared evaluation.
- Celebrate and share children's success.
- Identify next steps for learning.



**UN Convention on the Rights of the Child**

**Article 29: Goals of Education**

# Topics for the Next Half-Term

<b>Reception</b> 	<b>Do You Want to be Friends?</b> <p>Do you want to be friends? Would you like to play with me? Explore these questions and more in this project about friendship, being kind and working together.</p>
<b>Year One</b> 	<b>Moon Zoom</b> <p>CRASH! What's that in the playground? Let's go outside and take a look. Stand back everyone – it looks like a UFO has crash-landed! Find out who might have landed by exploring the craft and investigating scattered scientific specimens. Create a 'Welcome to Earth' box for an alien explorer. What can you put in it to help explain what life is like on our planet? Would you like to be an astronaut? You'll need a pretty sturdy spacecraft if you do. Start off small by making an air-propelled rocket. WHOOSH! How far can you make it travel? Find out the names of the planets. There's Mercury, Neptune, Mars and – do you know any others? I've forgotten the rest! Then, an alien is found! Can you help get him home? It's got the experts in a right kerfuffle. Professor Pong doesn't know what to do! Are you ready for take off Year 1? Hold tight. 5 4 3 2 1... LIFT OFF!</p>
<b>Year Two</b> 	<b>Muck, Mess and Mixtures</b> <p>Let's get messy! Muck and mess is good! In fact, it's mega-marvellous! Dive in and get your hands and feet all sticky and covered in paint. Play with liquids, squish some dough and check out the slushiest and mushiest foods. Pour, mix, stir, splat! How does it feel to get your hands covered in goo? Make a wobbly jelly and draw with wibbly clay. Write recipes, instructions, riddles and poems – there are loads of scrummy words to describe messy mixtures! Work with paint and other squelchy stuff to create a new gallery space. What will you make? How will you arrange it? How will the gallery make you and your visitors feel? Don't worry about the mess – it'll always wash!</p>
<b>Year Three</b> 	<b>Scrumdiddlyumptious!</b> <p>Tuck in and enjoy a yummy journey of discovery, tasting fantastic fruits, venerable vegetables and tantalizing treats! Work up an appetite with delicious stories about food, have fun with a vegetable orchestra or become a fruity sculptor. Find exciting recipes to read – and write your own too. Then get busy in the kitchen making tasty dishes from across the world and discover how good food helps you grow fit and strong. Be a whizz and create your own scrumdiddlyumptious smoothie for Squeezy Joe and his team of fruity friends. And here's food for thought – if you are what you eat, what does that make YOU?</p>
<b>Year Four</b> 	<b>Blue Abyss</b> <p>Grab your wetsuit! We're going deep into an underwater world of incredible coral and mysterious sea creatures. Head to your local aquarium and learn about life in the ocean. Can you pick a favourite fish, plant or animal? What do real divers get up to below the surface? Create a fishy story about exploring an amazing underwater world. Time to go a little deeper into our seas. Make a model deep-sea submarine that can withstand great pressure and travel to the deepest, darkest places on Earth. Make sure you test it first! What are those bright lights in the distance? It's a group of bioluminescent sea creatures! Look closely and create a colourful, 3-D art exhibition when you rise to the surface. Flippers on? Snorkel ready? Let's head into the Blue Abyss.</p>



# Topics for the Next Half-Term

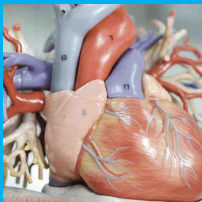
## Year Five



### Time Traveller

Tick, tock, tick, tock – the hands on the clock never stop. From the moment we are born, from toddler to teen, middle age to elderly, time stops for no man. Find out what happens to our bodies and brains as we grow older, and how do we cope with these changes. How long does a human baby take to grow inside the womb? Does it take longer than an elephant calf? Or a kitten? Take a good look at yourself. How has your face changed since you were a baby and how will it change as you grow older? Can you photograph it, change it, age it? And what would happen if the clock struck 13? In *Tom's Midnight Garden*, he travels to the past. What an adventure! Imagine you could time travel too. Where would you go and what would you like to see? Will you head back to your past or into your future? You decide. Tick, tock, tick, tock – the hands on the clock never stop!

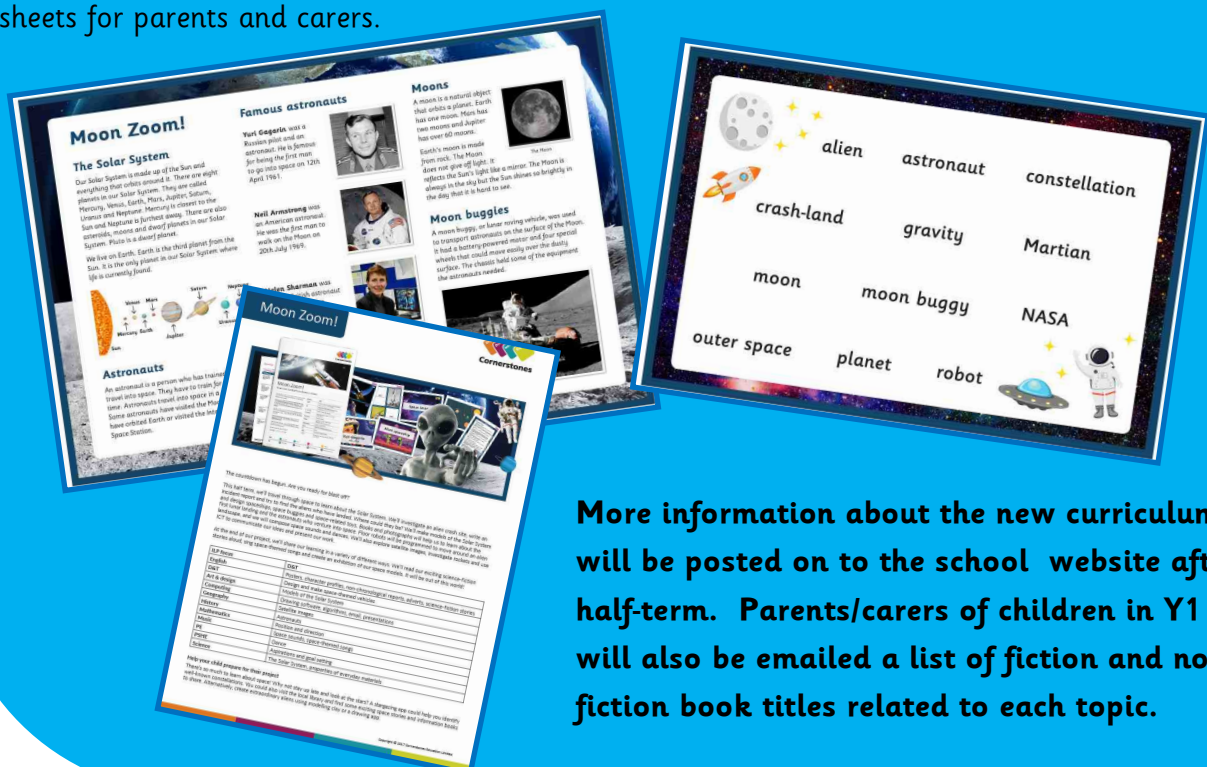
## Year Six



### Blood Heart

Crimson, scarlet, burgundy, cherry – blood flows through our bodies in all its vibrant shades of red. Let's explore our circulation system! Now surgeons, don't be squeamish as we dissect an animal heart and examine the veins, arteries and chambers up close. They all work hard to move blood around our bodies. William Harvey was fascinated with anatomy, and made groundbreaking discoveries about valves. I wonder what we might uncover? Why do people give blood? Find out how to keep your heart happy with cardiovascular exercise and healthy food. Kick-start a campaign to spread the word about the damage caused by smoking, to the lungs and heart. Hearts pound, flutter and maybe skip a beat. What makes your heart race? Is it a secret? Cross my heart, I won't tell!

Pupils will be provided with lots of resources such as knowledge organisers, glossaries and word mats to help them with their learning. There will also be linked homework activities and information sheets for parents and carers.



**More information about the new curriculum will be posted on to the school website after half-term. Parents/carers of children in Y1 –6 will also be emailed a list of fiction and non-fiction book titles related to each topic.**

# Reading With Your Child



Sharing a book with a child is fun - it's a time for closeness, laughing and talking together. It can also give children a flying start in life and help them become lifelong readers. Follow these tips from The Book Trust to make reading at home a useful and special experience:

## **Set aside some time**

Find somewhere quiet without any distractions - turn off the TV/radio/computer.

## **Ask your child to choose a book**

Sharing books they have chosen shows you care what they think and that their opinion matters. This means they are more likely to engage with the book.

## **Sit close together**

Encourage your child to hold the book themselves and/or turn the pages.

## **Point to the pictures**

If there are illustrations, relate them to something your child knows. Ask them to describe the characters or situation or what will happen next. Encourage them to tell you the story by looking at the pictures.

## **Encourage your child to talk about the book**

Talking about the characters and their dilemmas helps children understand relationships and is an excellent way for you to get to know each other or discuss difficult issues. Give your child plenty of time to respond. Ask them what will happen next, how a character might be feeling or how the book makes them feel.

## **And lastly, above all - make it fun!**

It doesn't matter how you read with a child, as long as you both enjoy the time together. Don't be afraid to use funny voices - children love this!

## **Other top tips to encourage reading:**

### **Join your library as soon as you can**

Librarians give great book advice and recommendations and libraries have more books than you could ever own!

### **It's important to have books in the home**

If you really enjoy a library book, try to get hold of a copy to keep. You can also ask family and friends to mark every birthday or special occasion with the gift of a book for your child.

### **Get other family members involved.**

Reading with grandparents, for example, can be a lovely way to bond, connect and snuggle. There are even lots of books out there about .

Visit this website to download leaflets in 28 different languages about reading with your child.  
<https://www.booktrust.org.uk/books-and-reading/tips-and-advice/reading-tips/how-to-read-with-your-child/>



**UN Convention on the Rights of the Child**

**Article 3: Best Interests of the Child.**



The Wrap Room will be open for business from Monday 10<sup>th</sup> December to Sunday 18<sup>th</sup> December. Children are, once again, invited to visit the Wrap Room to buy a Christmas gift for a loved one.

We would welcome donations of any unwanted, good quality gifts to be used in the Wrap Room. Items that are suitable include: bath/perfume sets, children's gifts, unused toys, clean teddy jewellery, chocolates/biscuits.

Thank you in anticipation of your generosity.



*If you would like your child to choose and wrap a gift, please come to the hall from 3.00pm onwards on the dates below to give your money to the PTA. Each gift costs £1.50 (maximum of two gifts per child.)*

Monday 4th November, Thursday 7th November, Tuesday 12th November, Wednesday 13th November, Tuesday 19th November, Friday 22nd November and Wednesday 27th November.

## Having a clear out of clothes? Why not donate to: **Bags2school**



### What we accept!

Men's, ladies and children's clothing  
Bags/handbags  
Hats  
Paired shoes  
Underwear, socks and belts  
Household linen and bedding  
Soft toys  
Scarves and ties  
Household curtains, towels

### What we do NOT accept!


Pillows and cushions  
Duvets and blankets  
Carpets rugs and mats  
Soiled, ripped, painted and wet clothes  
School uniforms  
Uniforms and work wear  
Textile off cuts, yarns and threaded material

**All bags MUST be handed in to the office in by Friday 22nd November.**

# Thank You!

A great big thank you to the out-going chairperson of our PTA, Ali Dutton.

Ali has chaired our PTA for many years and has been the driving force behind events such as the Wrap Room, Easter bingo, the Christmas grotto our jumble sales and school disco's.



Ali has also organised several successful winter fayres and a magic show as well as arranging for Bat Man to visit the school!

Many of us have fond memories of her assemblies to promote events. We particularly remember her appearing before the children dressed as an explorer, confusing a “jungle sale” with a “jumble sale.” Her

sessions as a bingo caller and Father Christmas are also hard to forget!

Our new chairperson will be Kristina Millar. Kris has children in Year One, Year Two and Year 5. She will be ably assisted by Andrea Holloway (Deputy Chair) who has a child in Year Two and Rebecca Faulkner (Secretary) who has a children in Reception and Year Two.

There is a growing band of volunteers who help out at PTA events—if you would like to join them, please do get in touch via the school office or the PTA Facebook page. Everybody is welcome!



**UN Convention on the Rights of the Child**

**Article 15: Freedom of Association**



# Khalsa Lionesses Football Team

Winners of the Khalsa Football Federation Tournament 2019 & Runners up at Leamington & Leicester Khalsa Tournaments

- FA qualified, experienced & professional coaches
- All coaches DBS checked
- Core values of equality, fairness and respect




- Focus on developing technical, creative and positive play
- Structured player development
- Training from 6-7pm on Fridays at Sydenham Primary School
- Delivered by a female coach

Khalsa Lionesses are looking for girls aged 7-14 to join our football team. You could be a beginner wanting to join our fun, friendly training sessions or an expert wanting to join our dynamic league team! Everyone is welcome!

For further details please contact: Karen Gill or Gotch Mangat (FA Level 1 qualified coaches)

Tel: 07833 747876 or 07872320942 or email: karenjohal@hotmail.com

Website: <https://leamingtonkhalsajuniors.co.uk> or Facebook: Khalsa Lionesses Football Club Leamington



## FAMILY CONCERT

Around the World  
in 80 Minutes



Sun 17 Nov  
3.00 pm

Royal Spa Centre  
Leamington Spa  
CV32 4HN

01926-334418

Conductor Paul Leddington Wright

Programme includes  
Overture : The Mikado  
Theme from Out of Africa  
Intermezzo Karelia Suite  
British Isles Medley  
CanCan

[www.wso.org.uk](http://www.wso.org.uk)

## CLUBS

Teacher led clubs will run **every** week, starting after half-term. This is to ease confusion amongst parents/carers about club dates and reduce the amount of children we are having to accommodate unexpectedly at Butterflies After School Club. Thank you to the teachers who have generously offered their time.





**Well done to YR RK who had the highest attendance at school this week with a brilliant 98%**

Attendance for other classes this week was as follows:

Y2 AP	97%
Y3 JML	96%
Y5 CB	97%
Y3 JL	96%
YR LS	96%
Y1 EL	96%
Y2 CP	95%
Y1 CD	93%
Y5 RA	93%
Y4 FC	92%
Y6 KG	92%
Y6 JvS	91%

**Please note that our school attendance target is 97%. The minimum acceptable attendance, as stipulated by Warwickshire Local Authority, is 95%. Low attendance results in poorer educational progress and attainment.**

# Diary Dates

## **HALF-TERM, Monday 28th October—Friday 1st November**

Monday 4th November	Return to school.
Monday 4th November	Y5/6 Sports Hall Athletics (20 children attending.)
Monday 4th November	Inclusive Sports Hall Athletics.
Tuesday 5th November	Y6 JvS class assembly at 9.15am Y6 JvS parents/ carers are warmly invited to attend.
Thursday 7th November	Y4 trip to The Sealife Centre.
Thursday 7th November	YR RK visit to Leamington Art Gallery
Friday 8th November	PTA cake sale at 3.20pm.
Friday 8th November	Y3 trip to Cadbury World.
Tuesday 12th November	Y1 EL class assembly at 10.15am. Y1 EL parents/ carers are warmly invited to attend.
Tuesday 12th November	Open morning for parents/carers of children in YR LS (Mrs Schole's class) from 9.00—10.00am
Wednesday 13th November	Teachers from Shenzhen, China, visiting.
Thursday 14th November	Teachers from Shenzhen, China, visiting.

**Please note that school is closed on Friday 15th November for staff training.**

**Teachers will be attending Talk for Reading training in Birmingham, led by Pie Corbett.**

**Teaching assistants will be attending Success in Arithmetic training, phonics training or Outdoor First Aid training.**

Monday 18th November	Football match v Coten End (home fixture.)
Tuesday 19th November	Reading workshop for YR parents, 4.00—4.30pm. (Meet outside the school office.)
Thursday 21st November	Tour of the school for prospective parents, Reception 2020-21.
Friday 22nd November	MUFTI (non-uniform) Day. Please bring a donation of 50p per child if they choose to wear non-uniform.
Friday 22nd November	Reading workshop for YR parents, 9.00—9.30am. (Meet outside the school office.)
Friday 22nd November	Deadline for Bags 2 School donations.
Tuesday 26th November	Y5 CB class assembly at 9.15am. Y5 CB parents/ carers are warmly invited to attend.
Thursday 28th November	YR LS visit to Leamington Art Gallery.
Wednesday 4th December	YR Nativity at 9.30am—YR parents/carers are warmly invited to attend.
Wednesday 4th December	Parents' Evening, 3.30—7.00pm.
Thursday 5th December	Parents' Evening, 3.30—5.30pm.
Wednesday 11th December	Y1 and Y2 carol concert, 9.30—10.15am in the hall. All Y1/2 parents/carers are warmly invited to attend.
Thursday 12th December	Y3/4 carol and recorder concert, 2.00—2.30pm in the hall. Please note the change of time.
Thursday 12th December	Christmas Crafts for Y1 & 2, 9.15—10.45am.
Friday 13th December	Y5/6 carol and recorder concert, 2.00—2.30pm in the hall. Please note the change of time.
Friday 13th December	YR/1/2 visit Warwick Arts' Centre to watch a performance of "Father Christmas" at 1.30pm.
Monday 16th December	Rocksteady concert at 2.00pm.
Monday 16th to Wednesday 18th December	PTA Present Wrap Room.
Tuesday 17th December	Christmas Lunch.
Friday 20th December	MUFTI/Christmas jumper day. Please bring a donation of 50p per child if they choose to wear non-uniform.

**CHRISTMAS HOLIDAY Monday 23rd December 2019—Friday 3rd January 2020**

**Return to school on Monday 6th January 2020**

**HAPPY HALF-TERM, EVERYBODY. WE HOPE YOU ENJOY THE BREAK AND LOOK  
FORWARD TO SEEING YOU ALL AGAIN SOON.**