




Sydenham Primary School Newsletter





Mufti Days

Next Friday 24th October is Mufti Day, when children do not have to wear school uniform. This time, we are asking for a donation of £1 so that the PTA can buy gifts for the Winter Fayre. Your generosity is hugely appreciated!




Looking at Learning ~ Year 6 Science Visit to Champion School

Sydenham Primary School Newsletter



Looking at Learning ~ Year 5 History Visit to Leamington Museum



Looking at Learning ~ Rainbows Group Tea Party



Attendance Stars

Our whole school attendance target is 98% this academic year. We can't achieve this without your support!

This week's attendance:

Class R MB: 92.7%

Class R AH: 89%

Class 1 JL: 95.2%

Class 1CG: 88.7%

Class 2LC: 99.3%

Class 2 JRL: 98.7%

Class 3: 99.3%

Class 4: 97.3%

Class 5: 97.3%

Class 6: 97.8%

Congratulations to this week's winners: Class 2 LC & Class 3

Overall Attendance: 95.53%

Yikes! We continue to be plagued by poorliness! Get better soon, everyone who's been unwell ☺

Sydenham Super Stars!



Looking at Learning ~ How You Can Help yOur Child to Improve Their Writing



Helping Your Child To Improve Their Writing!



Here is some information about the way your child learns to write in school, plus some top tips for helping your child make progress at home.



How do we help your child learn to write in school?	What can you do to help?
<p>By teaching them about different types of writing. Your child will learn about fiction and non-fiction text types. They will be taught to write stories, poems and playscripts as well as lists, labels, instructions, explanations, recounts, reports, discussions and persuasion.</p>	<p>Share different types of writing with your child. This could be anything from the label on a jar to a magazine or newspaper.</p>
<p>By teaching them child to spell accurately. Your child will be taught to spell using phonics (letter sounds) as well as by exploring spelling patterns and 'tricky' words. Older children will also study the history of the English language.</p>	<p>Usually, every week, your child will bring home a list of spellings to learn. Look at the spellings with them and talk about the letter patterns. Look out for things like double or silent letters and common beginnings and endings of words. Why not give your child a practice test?</p>
<p>By teaching them about punctuation and grammar. Your child will learn how to use different punctuation marks and accurate grammar in Literacy lessons. In addition, they will take part in dictation sessions which will help them to practise the skills they have learnt.</p>	<p>Pay attention to punctuation marks – on signs, in books and on web sites. Enjoy chatting to your child and encourage them to speak in proper sentences.</p>
<p>By participating in Big Writing Your child will write independently every week. The teacher will mark their work and give them feedback that helps them to improve their writing.</p>	<p>Your child will bring home Talk Home Learning to prepare for Big Writing. Talk to them about their ideas and how they could be organised. You could also discuss exciting words they might use.</p>
<p>Writing in other subjects Your child will practise their writing in other subjects, for example, by writing about an experiment in Science or pretending to be a character from the past in History.</p>	<p>Encourage your child to write at home for a purpose. They could keep a diary, make lists or write letters. Make sure your child sees you writing too. Read their writing and praise their hard work.</p>
<p>Reading stories Your child's teacher will share lots of different texts with the class. This helps to build vocabulary and understanding of sentence structure as well as modelling what makes a good read.</p>	<p>Read a bed time story to your child every night. Hear your child read as often as possible and talk about the text. Buy comics or go to the library to borrow different types of book.</p>

Thank you for taking the time to read this. If you have any questions about writing or Literacy, please arrange a time to see me for a chat.

Miss Glenn

Talk Partners



Why do we use Talk Partners at Sydenham Primary School?

The use of 'talk partners' as a strategy means that all children get the opportunity to think, discuss and express themselves orally.

Some children may feel more confident when expressing their ideas in a paired situation, rather than to the whole class, when the fear of getting a question wrong may actually restrict their learning; the shared responsibility for an opinion or view which comes with this strategy can raise children's self-confidence and encourage their engagement. It also gives the teacher more opportunities to ask higher order questions which require more thought, reflection and exploration, and it gives children time to think.

The use of talk partners can really take children's learning on further, and what's more, it's fun. All research shows that when speaking and listening is well developed and encouraged it has a positive impact on children's learning.

What is the impact of using Talk Partners?

Some of the positive outcomes of using the talk partner's approach are that it:

- provides an opportunity for all children to speak and listen to each other;
- helps children to generate ideas, views and opinions safely;
- provides the opportunity for all children to voice their understanding of ideas, concepts, vocabulary and linguistic conventions;
- enables participation by children who might not be as confident in the whole class situation;
- helps in the rehearsal of words and phrases before committing them to paper or contributing to a larger audience;
- develops thinking, speaking, listening, collaborative and cooperative skills;
- ensures all children are involved in the lesson;
- encourages the involvement of boys;
- enables children to learn from each other;
- provides thinking time;
- encourages extended responses;
- develops coherent thinking;
- develops 'process talk' (thinking through talk);
- provides opportunities for adults to observe, listen to and assess children's understanding

How do teachers at Sydenham Primary School choose Talk Partners?

All research shows that paired response work such as this works best when the pairing is **absolutely random**, and is seen by the children as being so. Random pairings tend to be seen as fairer by children and if the pairings are changed regularly, children get the opportunity to talk to children that they might not normally have interaction with on an extended basis. Teachers at Sydenham Primary School change the children's talk partners every week. They use various methods of random selection, including a computerised sorting hat.

Staff at Sydenham Primary School make the skill of Active Listening really important in the classroom by:

- avoiding repeating what children say;
- expecting others to respond;
- devising tasks which require all children to contribute what they know;
- not repeating instructions;
- sometimes speaking quietly;
- insisting children respond to the last speaker;
- ensuring children answer the question they are asked;
- encouraging children to speak audibly.

Here are some Success Criteria to help your child to be a successful talk partner:

*Please support your child's learning by
modelling this at home.*

Do:

1. Look at your partner when they are talking.
2. Look interested.
3. Don't let other things distract you.
4. Let your partner express their views.
5. Listen carefully to what your partner is saying to you.
6. Think carefully about what your partner is saying.
7. Stay focused on the question/task.
8. Try to be clear about what you mean.
9. Say more than one or two words.
10. Be prepared to agree to try and persuade, and sometimes be prepared to agree to disagree.

Here are some ideas for ways
for your child to respond to
her / his Talk Partner:

Please support your child's learning by modelling these responses at home.

- I think that.....
- It seems to me that.....
- I would have preferred it if.....
- Don't you think it would have been better if.....
- This makes it seem.....
- Perhaps a better way would have been.....
- I think.....because....
- I disagree with that because.....
- What do you think?



LANTERN MAKING WORKSHOP

**TUESDAY 26TH
OCTOBER**

10AM UNTIL 4PM

**COME AND MAKE A BEAUTIFUL
LANTERN TO CREATE AN ART TRAIL
AT THE FESTIVAL OF LIGHT ON
THURSDAY 30TH, THEN TAKE YOUR
LANTERN HOME WITH YOU AFTER
THE EVENT**

**THE SYDNI CENTRE
COTTAGE SQUARE
SYDENHAM**

01926 422071

SUGGESTED DONATION £2





Insects Alive!

Market Hall Museum, Warwick



Friday
31st October
11.00 am - 3.00 pm

Meet a creepy-crawly collection of live spiders and insects at Market Hall Museum for this special Halloween-themed event - will you be brave enough to handle one yourself? Make spooky spider craft to take away and discover all about these incredible creatures!

Cost: £2.50 per child.
Children must be accompanied by an adult. No need to book, just drop in.



Working for Warwickshire

