

This is the ASP default view

Sydenham Primary School (URN: 130868)

Key stage 2

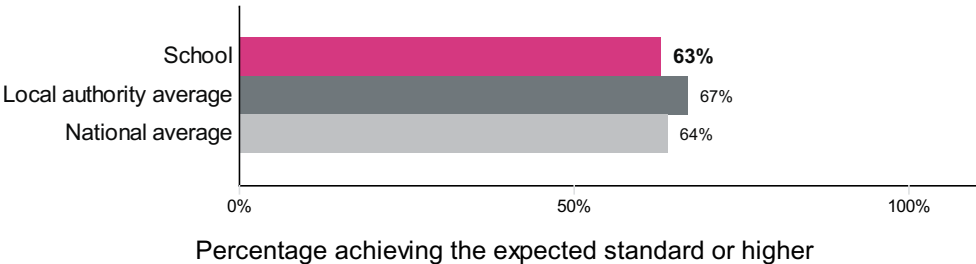
This is provisional data for 2017/18. Any amendments made to this school's data will be reflected when we re-publish the data in a few months. National and local authority benchmarks may also change. Until these changes take effect, you may see differences between data on ASP and Compare school and college performance.

Progress in reading, writing and maths


Reading Number of pupils = 29 Pupils with adjusted scores = 0 <div><div></div><div>Average 0.09</div></div> Confidence interval -2.1 to 2.3	Writing Number of pupils = 29 Pupils with adjusted scores = 2 <div><div></div><div>Below average -2.43</div></div> Confidence interval -4.5 to -0.3	Maths Number of pupils = 29 Pupils with adjusted scores = 0 <div><div></div><div>Average -0.89</div></div> Confidence interval -2.9 to 1.1
---	---	--

Reading, writing and maths combined

Percentage of pupils achieving the expected standard or higher
Number of pupils = 30



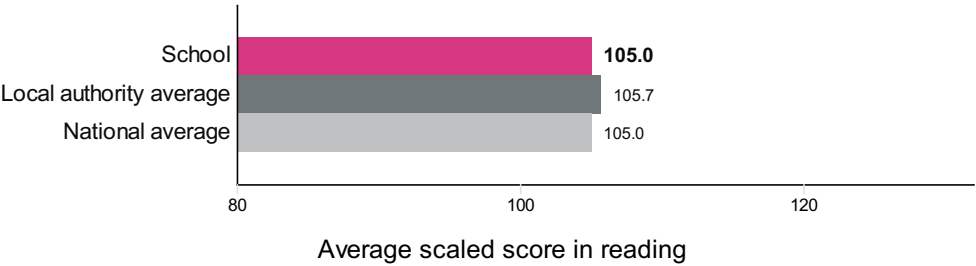
Percentage of pupils achieving the higher standard
Number of pupils = 30



Average scaled score in:

Reading

Number of pupils = 30



Maths

Number of pupils = 30

