

School Data Position Statement - v1 Provisional



School Name: Sydenham Primary School	2622
--------------------------------------	------

Context 2022

Consortium	08B Leamington South
Ofsted Grade ¹	Outstanding
Ofsted Date ¹	28/01/2015

This is the first year, after the disruption to assessments caused by the pandemic, that this School Data Position Statement has been produced. It only contains the latest, provisional 2022 Primary Phase assessment results. Comparison to previous years data is not advised. EYFSP results cannot be compared to previous years data due to the change in the framework.

	School	Consortium	Warwickshire (Primary Phase)	National (Primary Phase)
	2022	2022	2022	2022
Numbers on Roll ²	407	3,332	46,410	4655513
% FSM eligible ²	22.6%	20.0%	19.8%	23.1%
% SEND: SEN Support ²	24.8%	15.3%	12.8%	13.0%
% SEND: EHCP ²	1.5%	2.3%	1.9%	2.3%
% Disadvantaged pupils ³	22.6%	19.9%	20.6%	-
% Overall absence ⁴	5.6%	6.6%	6.6%	-
% Persistent absence ⁴	17.1%	20.3%	19.3%	-
Suspension (rate) ⁵	0.49	1.29	1.40	-

EYFSP: Percentage of pupils awarded expected

	School	Consortium	Warwickshire	National
	2022	2022	2022	2022
Total Eligible Pupils	60	485	6432	
Good Level of Development (GLD) ⁶	65%	66%	66%	65%

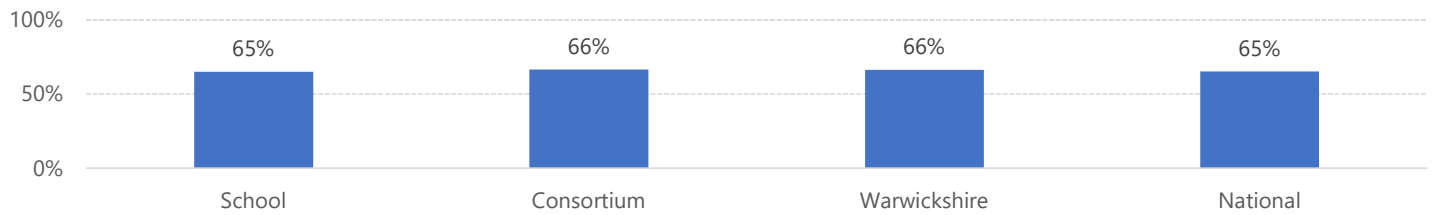
Prime Learning Goals	Communication and Languages	82%	78%	80%	80%
	Listening, Attention and Understanding	82%	81%	82%	82%
	Speaking	88%	82%	83%	83%
	Personal, Social and Emotional Development	90%	82%	83%	83%
	Self-Regulation	92%	85%	85%	85%
	Managing Self	93%	85%	87%	87%
	Building Relationships	93%	90%	88%	89%
	Physical Development	83%	86%	85%	85%
	Gross Motor Skills	97%	94%	92%	92%
	Fine Motor Skills	83%	87%	86%	86%

Specific Learning Goals	Literacy	68%	68%	69%	68%
	Comprehension	75%	76%	81%	80%
	Word Reading	70%	75%	76%	75%
	Writing	68%	70%	71%	70%
	Mathematics	73%	76%	77%	76%
	Numbers	75%	77%	79%	78%
	Numerical Patterns	73%	77%	78%	77%
	Understanding the World	88%	81%	81%	80%
	Past & Present	88%	82%	83%	82%
	People, Culture & Communities	92%	82%	83%	81%
	The Natural World	95%	87%	86%	85%
	Expressive Arts and Design	95%	88%	85%	85%
	Creating with Materials	95%	90%	88%	87%
	Being Imaginative & Expressive	97%	90%	88%	87%

Average Total Assessment Score	31.6	31.1	31.2	31.1
--------------------------------	------	------	------	------

EYFSP: Percentage of pupils awarded expected

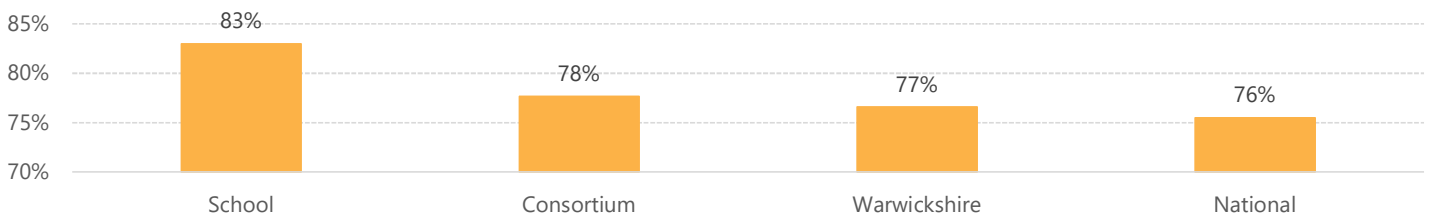
2022 EYFSP: Percentage of pupils achieving a Good Level of Development



Phonics: Year 1 - % of pupils Working at (Wa) or Working towards (Wt) required level

	School	Consortium	Warwickshire	National
	2022	2022	2022	2022
Year 1 - Total Eligible Pupils	47	470	6497	
Year 1 - Working at (Wa) ⁷	83%	78%	77%	76%
Year 1 - Working towards (Wt) ⁷	17%	21%	21%	

2022 Phonics: Percentage of Year 1 pupils working at the required level

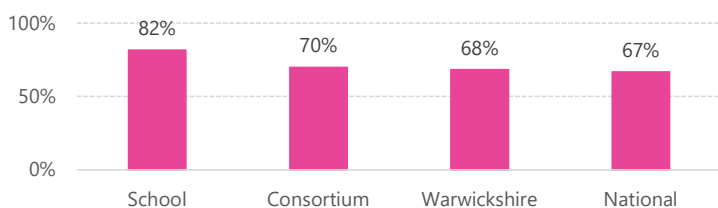


Key Stage 1: Percentage of pupils achieving

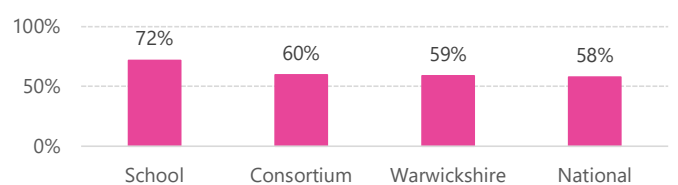
	School	Consortium	Warwickshire	National
	2022	2022	2022	2022
Total Eligible Pupils	60	499	6528	

Expected Standard and above	Reading	82%	70%	68%	67%
	Writing	72%	60%	59%	58%
	Maths	80%	71%	70%	68%
	Science	87%	83%	79%	77%

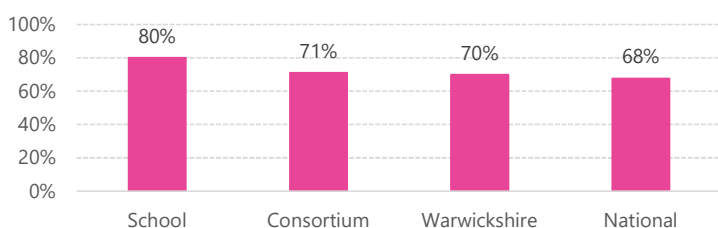
2022 KS1 **READING**: Percentage achieving the Expected Standard



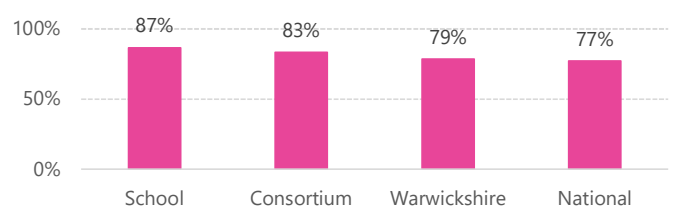
2022 KS1 **WRITING**: Percentage achieving the Expected Standard



2022 KS1 **MATHS**: Percentage achieving the Expected Standard



2022 KS1 **SCIENCE**: Percentage achieving the Expected Standard



Key Stage 2: Percentage of pupils achieving

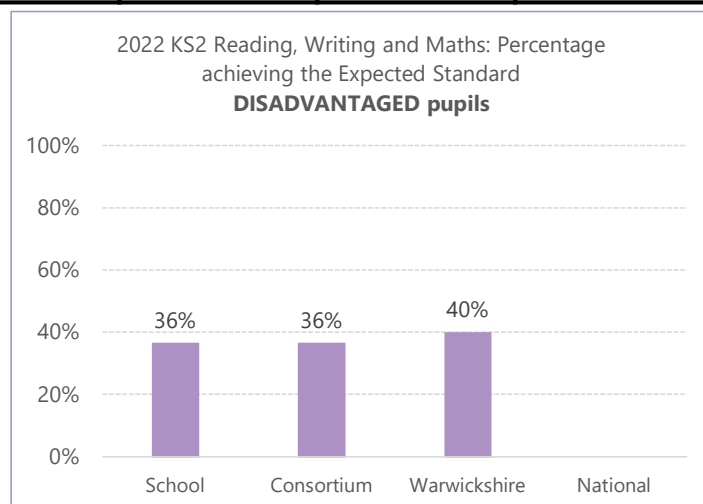
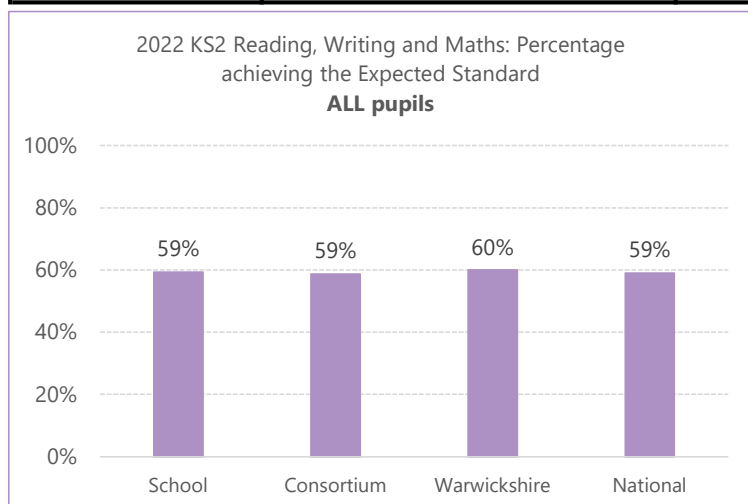
	School	Consortium	Warwickshire	National
	2022	2022	2022	2022
Total Eligible Pupils	59	448	6788	
Total Eligible Disadvantaged Pupils	22	121	1653	

Expected Standard and above (ALL pupils)	Reading	78%	75%	76%	74%
	Writing	81%	73%	72%	69%
	Maths	78%	70%	71%	71%
	Science	90%	80%	80%	79%
	GPS	69%	72%	74%	72%
	RWM	59%	59%	60%	59%

Average Scaled Scores (ALL pupils)	Reading	105	104	105	105
	Maths	104	103	104	104
	GPS	105	105	105	105

Expected Standard and above (Disadvantaged pupils)	Reading	68%	58%	60%	
	Writing	73%	59%	54%	
	Maths	59%	46%	52%	
	Science	82%	64%	63%	
	GPS	64%	54%	58%	
	RWM	36%	36%	40%	

Average Scaled Scores (Disadvantaged pupils)	Reading	103	101	102	
	Maths	101	99	100	
	GPS	103	101	102	



All 2022 data is PROVISIONAL

Source: EYFSP, Phonics and KS1 – From schools during the statutory June/July collections

Source: KS2 data – First release by the DfE (via PAG) on July 5th 2022

1: Ofsted Inspection Grade and Date are the latest ones published by Ofsted: <https://www.gov.uk/government/statistical-data-sets/monthly-management-information-ofsteds-school-inspections-outcomes>

These are Ofsted reports that have been published as at 31st July 2022

2: Context data extracted from 2022 January School Census collections

3: Source: DfE - June 2022 pupil premium release (excludes service children)

4 and 5: Autumn and Spring term 2021/22 only

6: GLD: Awarded at least expected in all prime, literacy and mathematics goals

7: Phonics: Wt is working towards required standard; Wa is working at or above required standard. Pass mark is 32

Published 2022 national data will be available at some point between September and October, provisional figures provided are based on those supplied by Local Authorities in July. Blank cells in the national column indicates that the data is not yet available.