



Great Fire of London



Convention on the Rights of the Child
Article 29: Goals of Education



The famous diarist, Samuel Pepys, visited Year One this week to tell pupils all about The Great Fire of London.



The children re-enacted the events leading up to the fire which started in a bakers shop in Pudding Lane.



Convention on the Rights of the Child
Article 29: Goals of Education



The children learnt how people tried to get the fire under control and heard a first hand account from Mr Pepys' diary.



What a fun and interesting way to learn about this fascinating piece of our history.



On Thursday, Year Three became real-life Romans as part of their topic, "Empire!"

The Romans are Here!



Pupils learnt how to be a gladiator and got the chance to practice their combat skills using reproduction weapons.



The Romans are Here!



Convention on the Rights of the Child


Article 29: Goals of Education



The children also learnt about Roman society, the food that people ate and the languages spoken at the time.



In the afternoon, pupils had fun playing lots of Roman games— some of them were real brain teasers!




Y4 Bright Sparks




In Science, Year Four have been exploring different kinds of circuits



Convention on the Rights of the Child
Article 29: Goals of Education



Pupils experimented with the number of batteries in their circuit and the effect this had on a bulb.



They learnt that the bulb will not light up if the circuit is broken.

On Thursday Chloe, Simran and our two Seb's represented the school in an event at Lillington Library.



Library Winners

The children shared a presentation about one of their favourite books, "The Boy at the Back of the Class." Then they went head-to-head with other school in a book themed quiz. We were so proud that they beat the competition and won the quiz. Well done!



Convention on the Rights of the Child
Article 15: Freedom of Association



Minibeast Hunt



This week, Y5 went hunting for minibeasts! These are invertebrates and other small animals that live in nature.



The children used 'bug catchers', as well as techniques like log turning and tree beating. They had to make sure they were really quiet and gentle so that they didn't disturb the bugs



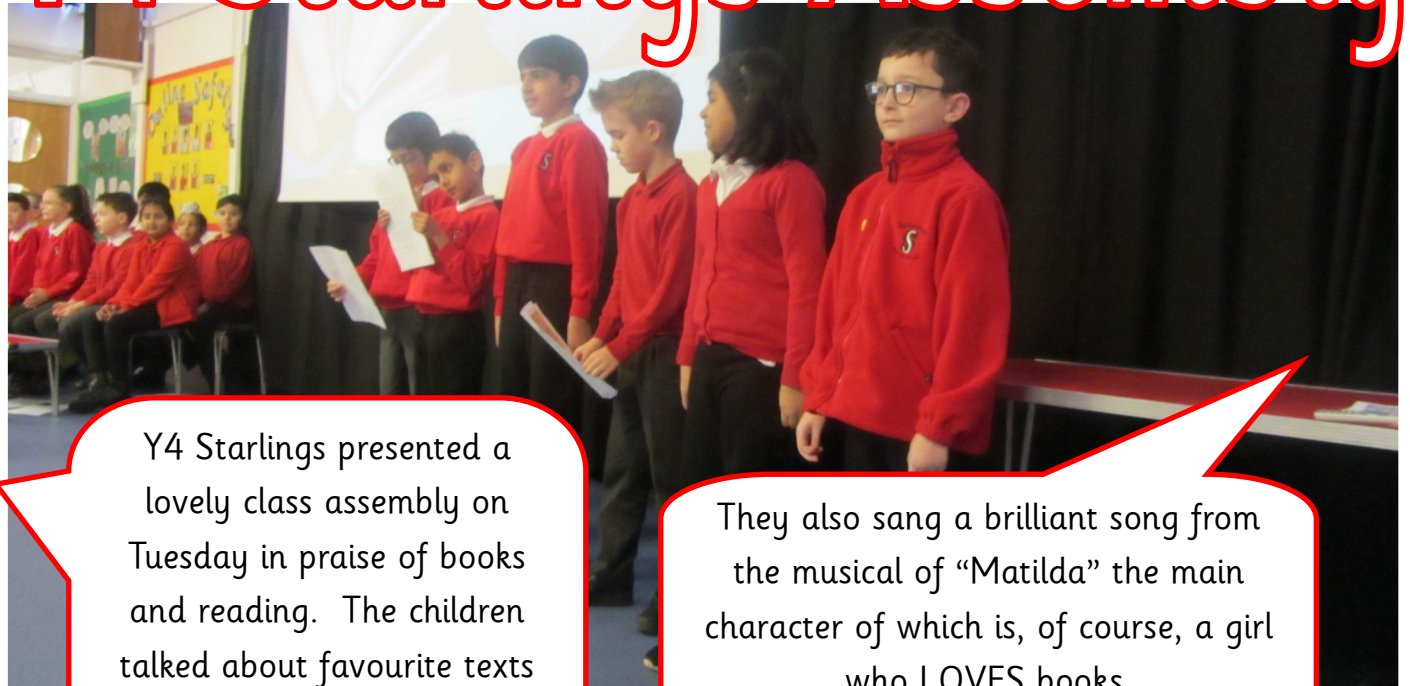
Pupils found several slugs and worms around school, as well as some caterpillars, millipedes, snails, spiders, ants, woodlice and flies. They will definitely be more observant around school now that they know how many tiny creatures they share the field with!



Convention on the Rights of the Child
Article 29: Goals of Education




Y4 Starlings Assembly



Y4 Starlings presented a lovely class assembly on Tuesday in praise of books and reading. The children talked about favourite texts and how they had been inspired by them

They also sang a brilliant song from the musical of "Matilda" the main character of which is, of course, a girl who LOVES books.





Here are Year One making their fabulous pop-up books for World Book Day.

The children had to follow instructions and cut and fold carefully for their pop-ups to work.



Y1 Pop-Ups

Celebrating Reading



Our Starlings and Wagtails have been taking part in the 'Year 4 Reading Celebration', led by the Warwickshire Library Service over the past few weeks. One of the aims of the celebration is to promote pleasure for reading at school and at home - a shared goal for us too! On Wednesday, four children attended the final celebration at Lillington Library, and I am delighted to say that the children won first prize in the quiz section of the celebrating, beating other local schools with their knowledge of children's fiction.

Well done Chloe, Seb, Seb and Simran!



The Masked Reader




After much anticipation, and over 130 entries, we can reveal that the Masked Readers were none other than...Mrs Cox, Mrs Rastall and Miss Challand! The YouTube videos got over 800 views in total, which is just amazing. We hope that you enjoyed hearing the poems!



Mrs Lee chose three of the entry slips at random - Well done to the lucky children who got to take a book home!





Spotlight on reading at school

At our school, children are given a book to take home to read which is colour banded to represent the level at which they are reading. Below is a chart of these colours and the associated levels so that you can get an idea of how this works.

Remember that every child is different, and some will be further along this scheme than others.

Children in the Infant classes and those who are reading at the earlier stages of the banded system are generally given one reading book to take home to practise their reading (some children are given more than one book depending on their stage, their confidence and how often they read to an adult at home). Children are also encouraged to pick an age-appropriate book of their choice from the library. This book is often too difficult for a child to read solely by themselves, so this is a book for the adult to read to their child. This gives parents and carers an opportunity to share with their child what reading aloud should sound like, as well as supporting their child's listening and comprehension skills. In fact, reading aloud to your child is still really important as they get older and more able to read themselves, even up to Year 6; because they are able to fully immerse themselves in the story without having to do any of the hard work themselves. This website gives some really good tips and research about how and why reading aloud to older children is so important: <https://home.oxfordowl.co.uk/blog/carry-on-reading-aloud-the-benefits-of-sharing-books-with-older-children/>

Year group	Age	Book band level
Reception	4-5 years old	Lilac
		Pink
		Red
		Yellow
		Light blue
Year 1	5-6 years old	Green
		Orange
		Turquoise
Year 2	6-7 years old	Purple
		Gold
		White
		Lime
Year 3	7-8 years old	Brown
		Grey
Year 4	8-9 years old	Dark blue
Year 5	9-10 years old	Dark red
Year 6	10-11 years old	



Spotlight on reading at school

Some questions that teachers get asked by parents and carers are:

“Why hasn’t my child’s book been changed yet?” and “Why hasn’t my child moved to the next book band level?”

Generally speaking, books are changed in the Infant classes once a week. This is because children need the opportunity to read a book several times at home in order to develop a variety of reading skills — decoding the actual words in order to be able to read them at a good pace; gaining an understanding of what is actually happening and why; and then reading with greater fluency once the book has become familiar. Reading their reading book alongside listening to their library book, and reading other familiar books that they have at home typically takes a week.

Teachers do not move children on to the next book band level unless they are certain that a child is ready in a number of ways: The teacher is listening out for how fluently a child is able to read — if they are reading each word robotically, even if they can recognise every word, they are not yet ready to move on. Equally, if children are able to read quite fluently, but cannot show their understanding of a text through reading with expression (e.g. rising up when reading aloud a question, emphasising a particular word in a sentence) or by not being able to answer questions about what is happening or why, they are not yet ready to move on.

Children who are more confident readers and who are reading longer chapter books will change their reading book less regularly. However, it is important to remember that even when children are confident to read every word in the book, we must always check their understanding both at school and at home. For example, do they get the gist of the story? Are they able to read between the lines (inference)? Are they aware of what some of the unfamiliar vocabulary means? Then we know that they are really developing as readers!

I hope that this has been useful! Miss Challand

You could win
me and take
me home!



Help School to Sponsor Its Very Own Guide Dog Puppy

Pay 50p to get your paws on an official Guide Dogs Labrador soft toy. This cute cuddly puppy is 30cm tall and wears a "Guide Dog in Training" coat .

To be in with a chance of giving this this gorgeous pup a home, all you have to do is correctly guess its name from a selection sheet which will be brought round to each class on Friday 17th March .

All proceeds will be spent on the sponsorship of our very own Sydenham Primary School guide dog puppy. Pupils will be able to watch our puppy grow from a six-week-old bundle of fur to a fully-qualified guide dog. After 24 months of training, our puppy will give freedom and independence to someone with sight loss, giving us the chance to sponsor another new recruit.

To participate, pay your 50p by Thursday 16th March using the ParentPay item "Guide Dogs." A real-life guide dog will visit us in assembly on Friday 10th March as a reminder and the winner will be announced by Destiny, Freya, Olivia, Amber, Gabi and Lily in assembly on Monday 20th March .

Y6 Fundraiser

7 Top Tips to Support Reading at Home

Shared reading is a great way to develop children's language and communication and to boost their reading skills. Regular reading routines can offer lots of opportunities for learning during school closures.

1 Concentrate on reading quality (it isn't all about reading lots!)



Don't worry too much about the 'what' and 'how' of reading each day. Books are great—but leaflets, comics, recipes and instructions on a webpage can all be great too. Following a recipe to make some cupcakes is valuable reading. Be on the lookout for reading, wherever it is!

2 Ask your child lots of questions



All reading matters. Shared reading is about 'reading with', not just 'reading to' (even for older children). So, ask lots of 'Wh' questions, such as Who? What? When? Where? Why? Try them when talking about books: for example, 'what do you think Harry is feeling?'

3 Ask your child to make predictions about what they have read



If it is a book, look at the front cover—or the last chapter—and talk about what might happen next. Look for clues in the book and be a reading detective! For example, 'can you see the bear on the front cover? Where do you think he will go?'

4 Ask your child to summarise what they have read



When you've finished reading, talk about what happened. Acting out the things that happened in the story or describing the big idea of a chapter is really fun and maximises learning. For example, 'can you remember all the things that happened on the bear hunt?'

5 Ask your child to write about what they have read



Write, or draw pictures, from anything you've read! Big writing and pictures are even more fun. For example, use an old roll of wallpaper to make a treasure map with clues from the stories you've read together.

6 Read and discuss reading with friends or family



Make books a part of the family. Encourage your child to share them with a relative or friend, over a video call. Laugh about them when you are making meals together. For example, 'I hope the tiger doesn't come to tea today!'

7 Maintain the motivation to read



Talk about the joy of reading whenever you can. Your child is on an amazing journey to becoming a reader. Put them in the driving seat and have fun on the way! For example, 'choose your favourite story for bedtime tonight.'

Education Endowment Foundation (2018). *Preparing for Literacy: Improving Communication, Language and Literacy in the Early Years*. Education Endowment Foundation: London. Available online: eef.li/literacy-early-years

Education Endowment Foundation (2019). *Improving Literacy in Secondary Schools*. Education Endowment Foundation: London. Available online: eef.li/literacy-ks3-ks4

Breadmore, H.L., Vardy, E.J., Cunningham, A.J., Kwok, R.K.W., & Carroll, J.M. (2019). *Literacy Development: Evidence Review*. Education Endowment Foundation: London. Available online: educationendowmentfoundation.org.uk/public/files/Literacy_Development_Evidence_Review.pdf

Się 7 najlepszych wskazówek, które pomogą ci w rozpoczęciu czytania w domu

POLISH

1 Przeczytaj i potem czytaj jeszcze więcej!



Książki są świetne – ale ulotki, komiksy, przepisy i instrukcje na stronie internetowej też mogą być fajne.

2 Zadawaj swojemu dziecku mnóstwo pytań.



Co? Kiedy? Gdzie? Dlaczego?

3 Poproś swoje dziecko, aby pomyślało o tym, co może wydarzyć się za moment.



Jeśli jest to książka, spójrz na przednią stronę okładki lub ostatni rozdział i porozmawiaj o tym, co może się wydarzyć za chwilę.

4 Kiedy dziecko skończy czytać, porozmawiajcie o tym, co się stało.



Możesz poprosić swoje dziecko, żeby prowadziło pamiętnik, aby zapamiętać wszystko to, co przeczytało.

5 Poproś dziecko, aby opisało to, o czym właśnie przeczytało.



Pisz albo rysuj obrazki z każdej lektury!

6 Rozmawiajcie o czytaniu, tak często jak tylko możecie.



Kiedy mówisz o czytaniu, pokazujesz swojemu dziecku, jak bardzo jest ono ważne.

7 Podziel się miłością do czytania.



Twoje dziecko może sprawić, że cała rodzina zacznie czytać! „Dziadku, powinieneś przeczytać tę książkę, bo uwielbiasz śmieszne historie”

ਇੱਥੇ ਘਰ ਵਿਚ ਪੜ੍ਹਨਾ ਉਤਸ਼ਾਹਤ ਕਰਨ ਲਈ 7 ਚੋਣਵੇ ਸੁਝਾਅ ਦਿੱਤੇ ਗਏ ਹਨ:

1 ਪੜ੍ਹੇ ਅਤੇ ਥੋੜ੍ਹਾ ਹੋਰ ਪੜ੍ਹੋ!



ਕਿਤਾਬਾਂ ਸ਼ਾਨਦਾਰ ਹਨ—ਪਰ ਪਰਚੇ, ਕਾਮਿਕਸ, ਖਾਣਾ ਪਕਾਉਣ ਦੇ ਤਰੀਕੇ ਅਤੇ ਇਕ ਵੈਬਪੇਜ ਉੱਪਰ ਦਿੱਤੀਆਂ ਹਦਾਇਤਾਂ, ਇਹ ਸਭ ਵੀ ਸ਼ਾਨਦਾਰ ਹੋ ਸਕਦੇ ਹਨ।

2 ਆਪਣੇ ਬੱਚੇ ਨੂੰ ਬਹੁਤ ਸਾਰੇ ਪ੍ਰਸ਼ਨ ਪੁੱਛੋ।



ਕੀ? ਕਦੇ? ਕਿੱਥੇ? ਕਿਉਂ?

3 ਆਪਣੇ ਬੱਚੇ ਨੂੰ ਇਸ ਬਾਰੇ ਸੋਚਣ ਲਈ ਕਹੋ ਕਿ ਅੱਗੇ ਕੀ ਵਾਪਰ ਸਕਦਾ ਹੈ।



ਜੇ ਇਹ ਇਕ ਕਿਤਾਬ ਹੈ, ਤਾਂ ਸਾਹਮਣੇ ਦੇ ਕਵਰ ਨੂੰ—ਜਾਂ ਆਖਰੀ ਪਾਠ ਨੂੰ ਦੇਖੋ—ਅਤੇ ਇਸ ਬਾਰੇ ਗੱਲ ਕਰੋ ਕਿ ਅੱਗੇ ਕੀ ਵਾਪਰ ਸਕਦਾ ਹੈ।

4 ਜਦੋਂ ਤੁਹਾਡਾ ਬੱਚਾ ਪੜ੍ਹਨਾ ਸਮਾਪਤ ਕਰ ਲਵੇ, ਪੜ੍ਹੇ ਪਾਠ ਵਿਚ ਜੋ ਵਾਪਰਿਆ ਹੋਏ ਉਸ ਬਾਰੇ ਗੱਲ ਕਰੋ।



ਤੁਹਾਡੇ ਬੱਚੇ ਦੁਆਰਾ ਜੋ ਕੁਝ ਵੀ ਪੜ੍ਹਿਆ ਗਿਆ ਹੈ, ਉਸਨੂੰ ਯਾਦ ਰੱਖਣ ਲਈ ਤੁਸੀਂ ਆਪਣੇ ਬੱਚੇ ਨੂੰ ਪੜ੍ਹਨ ਵਾਲੀ ਡਾਇਰੀ ਰੱਖਣ ਲਈ ਕਹਿ ਸਕਦੇ ਹੋ।

5 ਜੇ ਕੁਝ ਤੁਹਾਡੇ ਬੱਚੇ ਦੁਆਰਾ ਪੜ੍ਹਿਆ ਗਿਆ ਹੈ ਉਸ ਬਾਰੇ ਲਿਖਣ ਲਈ ਆਪਣੇ ਬੱਚੇ ਨੂੰ ਕਹੋ।



ਪੜ੍ਹੀ ਗਈ ਕਿਸੇ ਵੀ ਚੀਜ਼ ਬਾਰੇ ਲਿਖਣ, ਜਾਂ ਤਸਵੀਰਾਂ ਬਣਾਉਣ ਲਈ ਕਹੋ!

6 ਪੜ੍ਹੀ ਗਈ ਚੀਜ਼ ਬਾਰੇ ਜਿੰਨਾ ਹੋ ਸਕੇ ਗੱਲ ਕਰੋ।



ਜਦੋਂ ਤੁਸੀਂ ਪੜ੍ਹਨ ਬਾਰੇ ਗੱਲ ਕਰਦੇ ਹੋ, ਤੁਸੀਂ ਆਪਣੇ ਬੱਚੇ ਨੂੰ ਇਹ ਦਰਸਾਉਂਦੇ ਹੋ ਕਿ ਇਹ ਕਿੰਨਾ ਮਹੱਤਵਪੂਰਨ ਹੈ।

7 ਪੜ੍ਹਨ ਪ੍ਰਤੀ ਪਿਆਰ ਨੂੰ ਸਾਂਝਾ ਕਰੋ।



ਤੁਹਾਡਾ ਬੱਚਾ ਪੂਰੇ ਪਰਿਵਾਰ ਨੂੰ ਪੜ੍ਹਨ ਲਾ ਸਕਦਾ ਹੈ!

‘ਦਾਦਾ ਜੀ ਤੁਹਾਨੂੰ ਇਸ ਕਿਤਾਬ ਨੂੰ ਪੜ੍ਹਨਾ ਚਾਹੀਦਾ ਹੈ, ਕਿਉਂਕਿ ਤੁਸੀਂ ਮਜ਼ਾਕੀਆ ਕਹਾਣੀਆਂ ਪਸੰਦ ਕਰਦੇ ਹੋ’

ঘরে বসে পড়াশোনায় সহায়তা করার জন্য এখানে ৭টি সেবা টিপস রয়েছে:

1 পড়ুন এবং
আরো পড়ুন!



বই সব সময়ই দারুণ কিছু—তবে কোনো ওয়েবপেজে লিফলেট, কমিকস, রেসিপি এবং নির্দেশাসমূহ থাকলে সেটিও কম কিছু নয়।

2 আপনার শিশুকে প্রচুর
প্রশ্ন জিজ্ঞাসা করুন।



কী? কখন? কোথায়? কেন?

3 এরপরে কী ঘটতে
পারে তা আপনার
শিশুকে চিন্তা
করতে বলুন।



এটি যদি কোনো বই হয় তবে প্রচ্ছদটি দেখুন—বা শেষ অধ্যায়টি দেখুন—এবং তারপরে কী ঘটতে পারে সে সম্পর্কে কথা বলুন।

4 আপনার শিশুর পড়া
শেষ করার পর, কী
পড়েছে সে সম্পর্কে
কথা বলুন।



আপনার শিশু যা পড়েছে তা মনে রাখতে আপনি আপনার শিশুকে পড়ার ডায়েরি রাখতে বলতে পারেন।

5 আপনার শিশুকে
সে যা পড়েছে তা
লিখে রাখতে বলুন।



যেকোনো পড়া থেকে লেখা বা ছবি আঁকতে বলুন!

6 আপনি যতটা
পারেন পড়ার
বিষয়ে কথা বলুন।



আপনি যখন পড়া সম্পর্কে কথা বলবেন, তখন আপনি আপনার শিশুকে দেখাবেন যে এটি কতটা গুরুত্বপূর্ণ।

7 পড়ার প্রতি আগ্রহ
শেয়ার করুন।



আপনার শিশুর জন্য পুরো পরিবারকে পড়তে হবে!
'দাদু আপনার বইটি পড়া উচিত, কারণ আপনি মজার গল্প
ভালোবাসেন।'

7 geri patarimai, kaip namuose skatinti ką skaityti

LITHUANIAN

1 Skaitykite, skaitykite, skaitykite!



Be abejo, skaitykite knygas, tačiau taip pat galite skaityti lankstinukus, komiksus, receptus ar internete paskelbtas instrukcijas.

2 Užduokite vaikui daug klausimų.



Kas? Kada? Kur? Kodėl?

3 Raginkite vaiką galvoti apie tai, kas nutiks toliau.



Jeigu skaitote knygą, pažiūrėkite į viršelį arba paskutinį skyrių ir pasikalbėkite su vaiku apie tai, kas galbūt nutiks toliau.

4 Vaikui baigus skaityti pasikalbėkite apie tai, kas nutiko veikėjams.



Galite paprašyti savo vaiko pildyti skaitymo dienoraštį, kad geriau atsimintų tai, ką perskaitė.

5 Paprašykite vaiko užrašyti, ką perskaitė.



Ką nors perskaičius galima ne tik užsirašyti, bet ir nupiešti!

6 Kuo daugiau kalbėkite apie skaitymą.



Kalbėdami apie skaitymą parodote savo vaikui, kad tai labai svarbu.

7 Dalykitės meile skaitymui.



Jūsų vaikas gali augti skaitančioje šeimoje! „Seneli, turi perskaityti šią knygą, nes joje yra smagių pasakojimų.“

گھر پر پڑھائی کے عمل میں تعاون دینے کے لئے سر فہرست 7 تجاویز یہ رہیں:

کتابیں عظیم ہیں—لیکن ویب پیج پر کتابچے، لطیفے، کھانا پکانے کی تراکیب اور ہدایات بھی سب کی سب شاندار ہو سکتی ہیں۔



1 پڑھیں اور کچھ زیادہ پڑھیں!

کیا؟ کب؟ کہاں؟ کیوں؟



2 اپنے بچے سے بہت سارے سوالات پوچھیں۔

اگر یہ کوئی کتاب ہے، تو سرورق—یا آخری باب دیکھیں— اور اس بارے میں گفتگو کریں کہ آگے کیا ہو سکتا ہے۔



3 اپنے بچے کو سوچنے کا کہیں کہ آگے کیا ہو سکتا ہے۔

آپ اپنے بچے کو ایک مطالعاتی ڈائری رکھنے کا کہہ سکتے ہیں تاکہ انہیں وہ سب یاد رہے جو انہوں نے پڑھا ہے۔



4 جب آپ کا بچہ پڑھ چکے، تو اس سے پوچھیں کہ کیا ہوا۔

کسی بھی مطالعے سے، کوئی اقتباس لکھیں، یا تصویر بنائیں!



5 جو کچھ بچے نے پڑھا ہے انہیں اس کے بارے میں تحریر کرنے کو کہیں۔

جب آپ پڑھائی کے بارے میں بات کرتے ہیں، تو آپ اپنے بچے کو اس کی اہمیت سے روشناس کرواتے ہیں۔



6 جس قدر ممکن ہو سکے پڑھائی کے بارے میں بات کریں۔

آپ کا بچہ کل خاندانی مطالعے کو سمجھ سکتا ہے! 'آپ کو یہ کتاب پڑھنی چاہیئے دادا ابو، کیونکہ آپ کو مزاحیہ کہانیاں اچھی لگتی ہیں،



7 مطالعے سے پیار بانٹیں

We hope that you find these top tips for supporting your child's reading at home helpful.

RUGBY CAMP 2023

TRAIN LIKE A PRO



**WARWICK
SCHOOL**



BOOK: www.warwickschool.org/rugbycamp

The Warwick Rugby Camp is back for Easter including new skill blocks, new age groups and a girl's camp.
ALL ABILITIES WELCOME!

**APRIL
2023**

MON 3RD

**GIRLS
Y6-8**

TUES 4TH - THURS 6TH

**BOYS
Y5/6**

TUES 11TH - THURS 13TH

**BOYS
Y7/8**

For more information, call 01926 77 64 66 or
email sportscentre@warwickschools.co.uk

EASTER EGG

Design Contest

The Last Entries
on The 15th
March
Winner Released
on 31st March



Design The Best
Easter Egg
And Win A
Prize!

Pay on Parent
Pay 50p
per child.



Y6 Fundraiser

CELEBRATING MOTHERS, GRANDMOTHERS AND ALL
OTHER WONDERFUL WOMEN THIS MOTHERING SUNDAY.



Sydenham Primary PTA invite you to have tea and cake with your child

Thursday 23rd March - 2:15pm

Or

Friday 24th March - 2:15pm

*Cost: **£2.00** per child (adults are free)*

Book on Parent Pay from Monday 6th March and ensure you select your preferred date.
Please use your child's individual Parent Pay account for booking.

The PTA will confirm your space on Monday 20th March and confirm any food allergies.

Please note this is a first come first served event and due to limited capacity we can only permit ONE adult to attend the event with their child/ children. We also CANNOT admit additional children who are not in attendance of the school.

Once capacity is reached on Parent Pay this event will show as not available



Diary Dates

Monday 13th March	Vision screening for pupils in Reception.
Tuesday 14th March	YR HC Goldfinches class assembly at 10.15am —parents and carers warmly invited to attend.
Wednesday 15th and Thursday 16th March	National Education Union strikes. Please note that some classes are closed
Thursday 16th March	Closing date for Guide Dogs and Easter egg fundraisers.
Friday 17th March	Y6 fundraiser—Guide Dogs for the Blind.
Tuesday 21st March	Y5 SD Woodpeckers class assembly at 9.15am —parents and carers warmly invited to attend.
Wednesday 22nd March	Holi celebration for Y1, Y3 and Y4—Bollywood dancing and coloured powder throwing.
Monday 27th March	Rocksteady concert at 2pm.
Tuesday 28th March	Y2 CP Wrens class assembly at 10.15am —parents and carers warmly invited to attend.
Thursday 30th March	Bike marking from 2.30pm—come along and have your bike security marked
Friday 31st March	MUFTI Day—bring 50p if your child comes to school in their own choice of clothes
Friday 31st March	Y3/4 Bikeability sessions
Friday 31st March	Easter Egg competition winners announced.
Monday 3rd—Friday 14th April, school closed for the Easter holidays Pupils return to school on Monday 17th April	

As per Miss Glenny's email, the following classes are closed on strike days:

- YR Robins **and** YR Goldfinches
- Y1 Puffins
- Y2 Wrens **and** Swallows
- Y6 Swans



Sydenham Superstars



YR and Key Stage One

Happy weekend
From Miss Glenny
(Associate Headteacher)



Key Stage Two